

GFM

Series VRLA Battery

GFM-800



shoto®



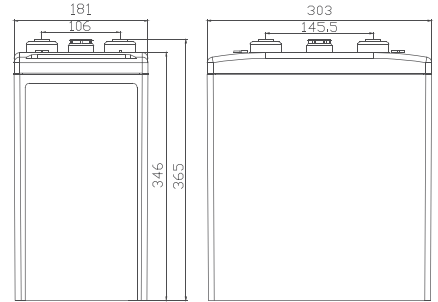
Main Applications

- ▶ Backup power for telecom and signal system
- ▶ Backup power for electric system and nuclear plants
- ▶ Storage for solar, wind and hydroelectricity energy
- ▶ Backup power for military and maritime equipment
- ▶ Backup power for UPS, emergency lighting

Benefits

- ▶ Reduce operational cost
- ▶ Excellent deep cycling performance
- ▶ Reduce CO₂ emission
- ▶ Long life

Dimensions



Technical Parameters

Nominal Voltage	2 V
Capacity	800 Ah @ 10hr to 1.80 V @ 25°C(77°F)
Weight	46.4 kg (102.29 lbs)
Dimensions	Length: 181 mm (7.13 in) Width: 303 mm (19.93 in) Height: 346 mm (13.62 in) Total height: 365 mm (14.37 in)
Internal Resistance (full charged)	0.37 mΩ
Short-circuit Current	8660 A
Self Discharge @25°C(77°F)	Less than 3% after 30 days storage
Operating Temperature Range	Discharge: -40°C ~ 50°C(-40°F ~ 122°F) Charge: -20°C ~ 45°C(-4°F ~ 113°F) Storage: -20°C ~ 40°C(-4°F ~ 104°F)
Recommended Operating Temperature	15°C ~ 25°C (59°F ~ 77°F)
Recommended Charging Current	120 A
Charging Voltage @25°C(77°F)	Float: 2.23 V/cell Equalize: 2.35 V/cell
Terminal	M8
Container Materials	ABS/ABS V0 (Optional)
Capacity Affected by Temperature(C ₁₀)	106% @ 40°C(104°F) 85% @ 0°C(32°F) 60% @ -20°C(-4°F)
Design life @25°C(77°F)	15 years

Certification

- ISO 9001: 2008
- ISO 14001: 2004
- GB/T 28001- 2011
- UL
- CE

Technical Features

- ▶ Best performance for charge acceptability
- ▶ Excellent capacity retention rate
- ▶ Excellent capacity recovery performance
- ▶ Long life design for cyclic or float application



GFM

Series VRLA Battery

GFM-800



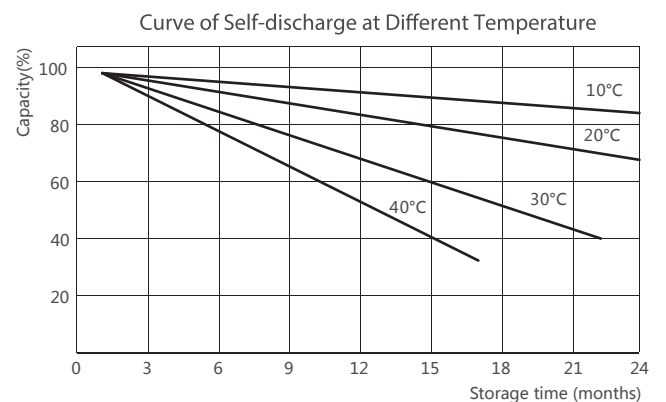
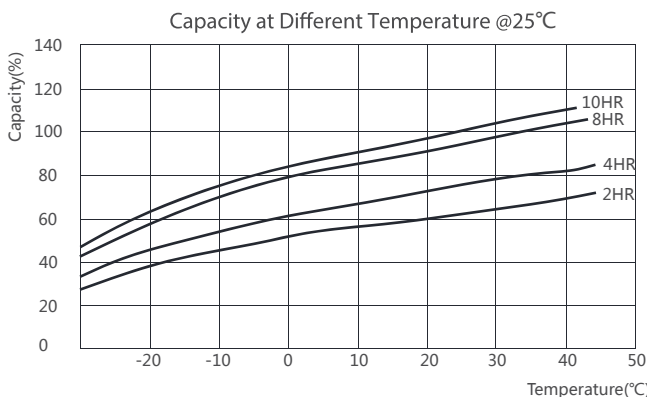
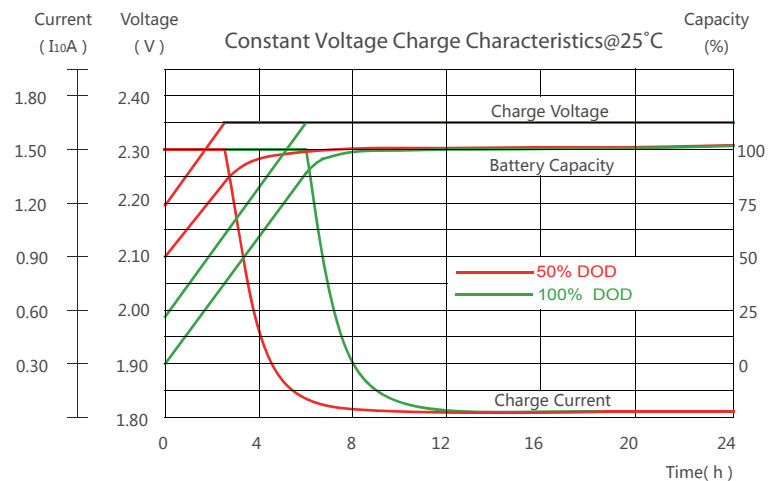
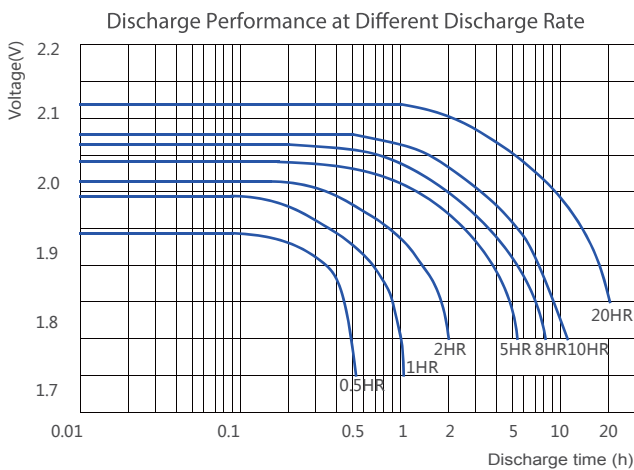
Constant Current Discharge Characteristics Unit: A (25°C,77°F)

F.V/Time	1h	1.5h	2h	3h	4h	5h	6h	8h	10h
1.90V	320	287	230	172.6	145.2	119.2	102.0	87.7	71.5
1.85V	345	325	247	189.6	154.8	128.8	109.8	93.1	77.4
1.80V	412	335	262	200.9	161.5	136.5	120.6	95.7	80.4
1.75V	442	351	274	206.6	164.4	139.4	122.5	97.6	81.6
1.70V	467	367	283	210.4	167.3	141.3	124.5	98.4	82.2
1.65V	486	374	288	212.3	168.3	142.3	125.5	98.8	82.6

Constant Power Discharge Characteristics Unit: W/cell (25°C,77°F)

F.V/Time	1h	1.5h	2h	3h	4h	5h	6h	8h	10h
1.90V	628	565	456	345.3	292.3	240.4	207.1	177.5	145.3
1.85V	678	633	483	376.4	310.6	259.6	221.7	187.1	156.0
1.80V	796	648	508	396.2	320.2	273.1	241.3	191.9	161.3
1.75V	837	673	528	404.7	326.0	276.9	245.2	195.2	163.1
1.70V	880	696	542	410.4	329.8	279.8	247.6	196.5	164.5
1.65V	904	704	550	413.2	332.7	281.7	248.9	196.9	165.0

Performance Curve



Declaration : This information is generally descriptive only and is not intended to make or imply any representation, guarantee or warranty with respect to any cells and batteries. Cell and battery designs/specifications are subject to modification without notice. Contact HELIOS for the latest information.

